


## FX/ FLH 62-84

***Congratulations on the purchase of your new Le Pera seat! Great lengths have been taken to bring you the finest motorcycle seat available.***


**A.** With a simple bend, up or down, to the front mounting tabs, you have the ability to fine-tune the fitment of your new Le Pera seat.

*Bend tabs toward the plate to tighten the fit or bend tabs away from the plate to*




**B.** We've made bolting your new seat to the frame effortless. Simply insert the two rubber "plugs" into the two holes in your frame.

***These plugs are very loose and will expand in the hole as you tighten the bolts.***



**C.** Slide the seat down over the plugs. Line up the brackets with the bolts and washers provided and tighten the bolts. When the seat is secure, stop tightening. **DO NOT OVER TIGHTEN.**



***Le Pera***<sup>®</sup>